




Countdown to your final Maths exam ...

Crossover ... Part 2 (2020)

	Marks	Actual	  
Q1. Rounding & error intervals (Clip 9)	1		
Q2. Exchange rates (Clip 8)	3		
Q3. Venn Diagrams (Clip 53)	6		
Q4. Rounding	1		
Q5. Exchange rates (Clip 8)	6		
Q6. Exchange rates (Clip 8)	3		
Q7. Venn Diagrams (Clip 53)	6		
Q8. Rounding & error intervals (Clip 9)	2		

28

NON-CALCULATOR UNLESS SPECIFIED



Questions

Q1. Write 3758 correct to the nearest 1000

(1)

Q2. Identical pairs of boots are sold in London, in Geneva and in Paris.

These boots have a price of

£115 in London

189 Swiss francs in Geneva

174 euros in Paris

The exchange rates are

£1 = 1.39 Swiss francs

£1 = 1.27 euros



Are the boots the best value for money in London or in Geneva or in Paris?

You must show how you get your answer.

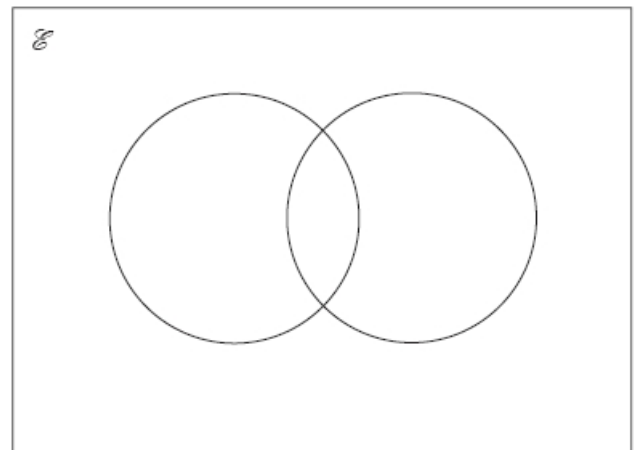
Q3. \mathcal{E} = odd numbers less than 30

$A = 3, 9, 15, 21, 27$

$B = 5, 15, 25$

(a) Complete the Venn diagram to represent this information.

(4)



A number is chosen at random from the universal set, \mathcal{E} .

(b) What is the probability that the number is in the set $A \cup B$?

(2)

Q4. Write 7.264 51 correct to 3 decimal places.

(1)

Q5. Andy went on holiday to Canada. His flights cost a total of £1500

Andy stayed for 14 nights. His hotel room cost \$196 per night.

Andy used wifi for 12 days. Wifi cost \$5 per day.

The exchange rate was \$1.90 to £1



(a) Work out the total cost of the flights, the hotel room and Wi-Fi. Give your answer in pounds.

(5)

(b) If there were fewer dollars to £1, what effect would this have on the total cost, in pounds, of Andy's holiday?

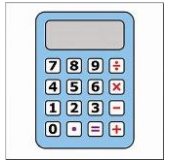
Q6. Margaret is on holiday in France.

She buys an English newspaper. The cost of the newspaper is 5 euros.
In England, the cost of the same newspaper is £2.50

The exchange rate is £1 = 1.16 euros.

Work out the difference between the cost of the newspaper in France and the cost of the newspaper in England.

(1)



Q7. \mathcal{E} = even numbers between 1 and 25

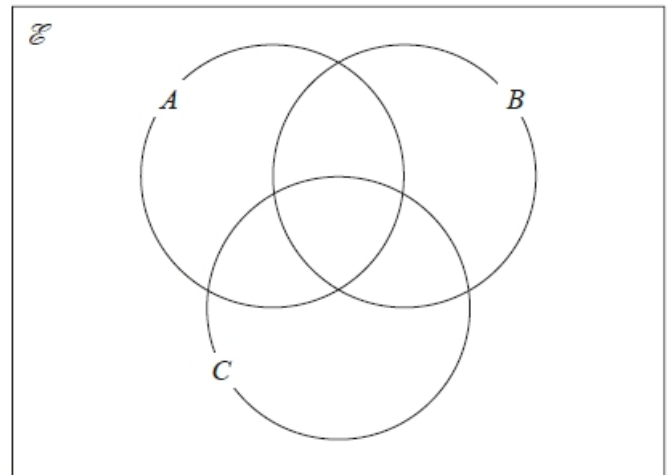
A = 2, 8, 10, 14

B = 6, 8, 20

C = 8, 18, 20, 22

(a) Complete the Venn diagram for this information.

(4)



A number is chosen at random from \mathcal{E} .

(b) Find the probability that the number is a member of $A \cap B$.

(2)

Q8. A number, n , is rounded to 2 decimal places.

The result is 4.76

Using inequalities, write down the error interval for n .

(2)